

Stark County's Influenza Weekly Report

Week 6 (2/5/17-2/11/17)



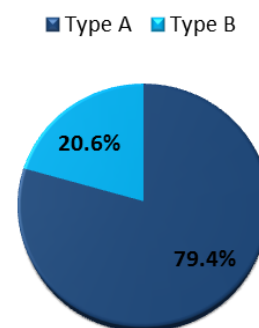
During Week 6:

- Stark County had 21 additional influenza-associated hospitalizations.
- Nationally, nine influenza-associated pediatric deaths were reported, none from Stark County.

So Far this Year:

- There have been 155 influenza-associated hospitalizations in Stark County.
 - Those hospitalized for influenza have ranged from 8 months to 99 years of age.
 - The median age for those hospitalized has been 70 years.
- The national cumulative rate for influenza-associated hospitalizations was 29.4 per 100,000 population.
- Up to week 6, 17,389 specimens collected nationally from public health laboratories were typed influenza A. This was 91.7% of all specimens collected. Of these, 2.4% subtyped as the 2009 H1N1 virus, 96.0% subtyped as the H3 virus, and subtyping was not performed on the rest of them.
- Nationally, 29 influenza-associated pediatric deaths were reported so far this year. Last year there was a total of 89.

% of Specimens by Type Among Stark County Reported Influenza Cases



Viruses Circulating vs. Viruses in this Year's Vaccine:

- Nationally since October 1, 2016, 396 specimens were characterized as Influenza A.
 - There were 322 influenza A (H3N2) viruses collected and 96.6% matched the influenza A (H3N2) component in this year's vaccine. There were 74 influenza A (H1N1) viruses collected and 100% matched the influenza A (H1N1) component in this year's vaccine.
- Nationally since October 1, 2016, 145 specimens were characterized as Influenza B.
 - Of these, 67 subtyped from the Yamagata Lineage and 78 subtyped from the Victorian Lineage. Of these specimens, 100% of the Yamagata Lineage matched the Influenza B component of the 2016-2017 vaccine and 91.0% of the Victorian Lineage matched.

⇒ **According to the latest MMWR published on February 17, 2017, this year's influenza vaccine is 48% effective.** This is from data collected from November 28th, 2016 until February 4th, 2017 from a group of 3,144 children and adults. According to the Centers for Disease Control and Prevention these interim estimates indicate that influenza vaccination reduced to the risk for outpatient medical visits by almost half.

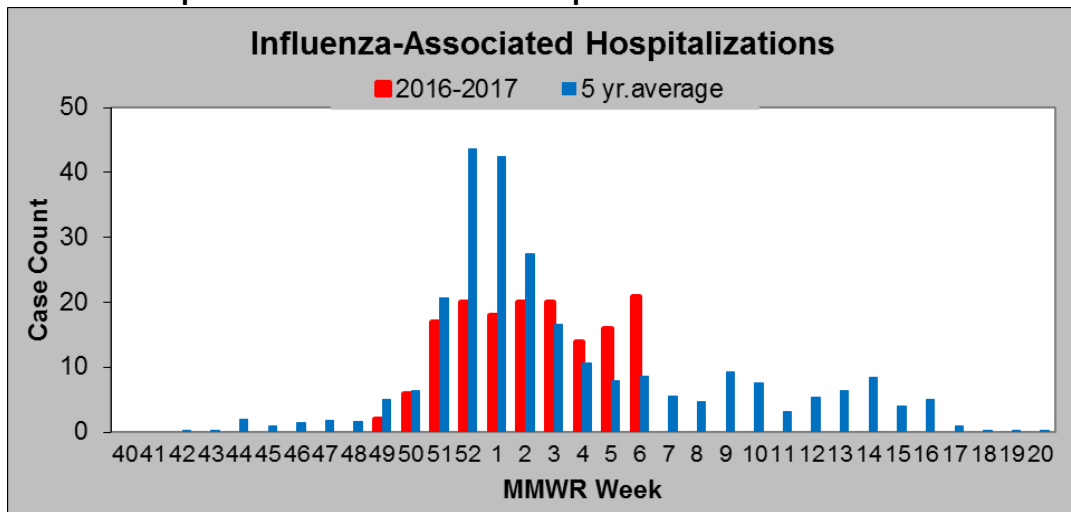
* All data presented in this weekly report are preliminary and may change as additional information is received.

* Multiyear averages included in this weekly report do not include the 2009/2010 H1N1 season.

➢ If you have any questions please contact Julia Wagner at 330.493.9914 or Wagnerj@starkhealth.org

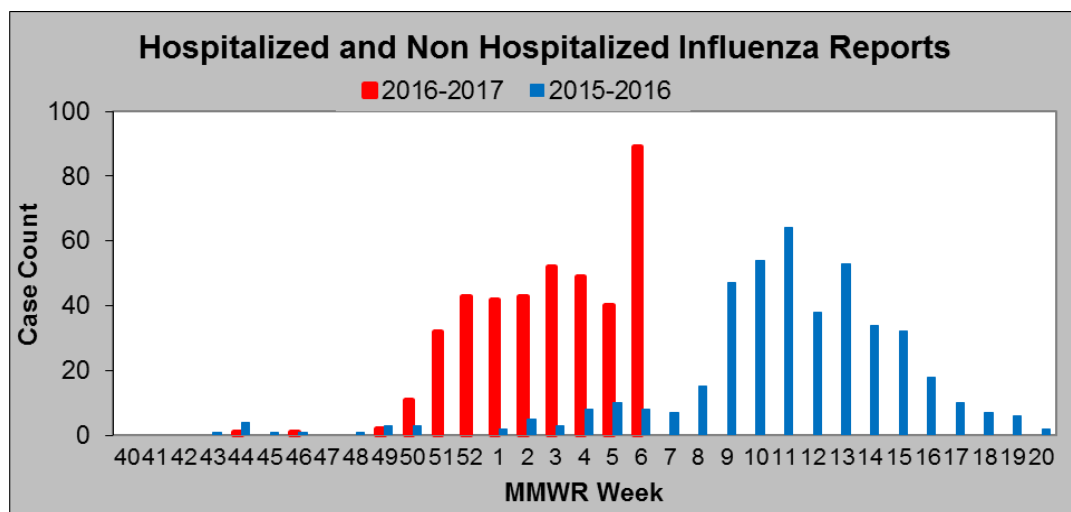
Graph 1: Hospitalized Influenza Cases Reported to the Local Health Department.

◆ There were 21 influenza-associated hospitalizations during week 6. This exceeded the eight cases occurring on average during this week. The graph shows Stark County exceeding its five year annual average for the last four weeks. However, the average provides an estimated total count of almost 190 hospitalizations by week 6, which Stark County remains below this year with a total of 155.



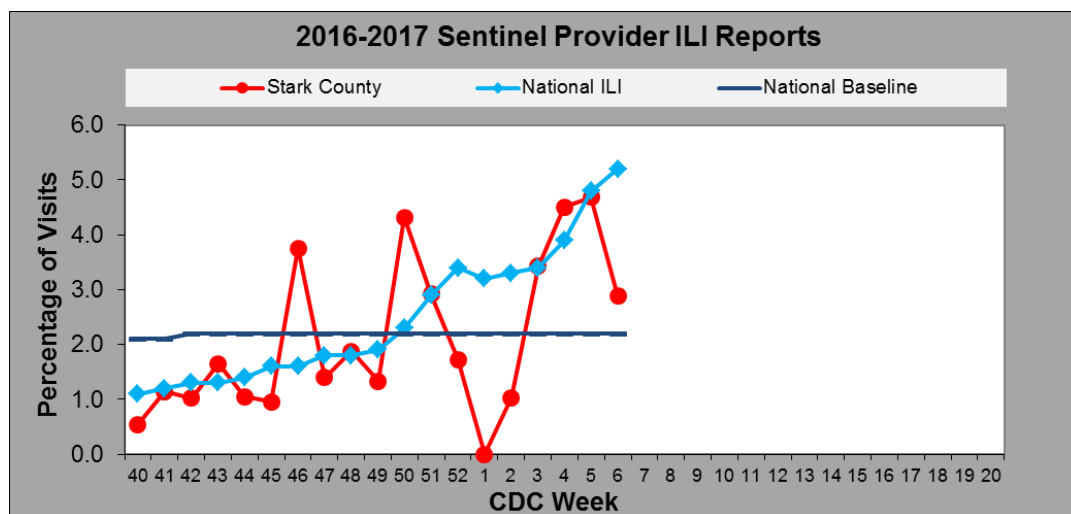
Graph 2: Hospitalized and Non-Hospitalized Influenza Cases Reported to the Local Health Department.

◆ There were 89 cases of hospitalized and non-hospitalized influenza reported for Week 6 in Stark County. Last year there were eight cases reported this week. Stark County increased to 405 cases reported so far this year compared to the 50 cases reported so far last year.



Graph 3: Sentinel Provider Reported Influenza Like Illness (ILI) in Stark County.

◆ During week 6 the Stark County Sentinel Providers reported a decreased number of patient visits for ILI, but remained above the baseline of 2.2%. The national reports overall increased to 5.2% of visits for ILI, above the baseline as well.



* All data presented in this weekly report are preliminary and may change as additional information is received.

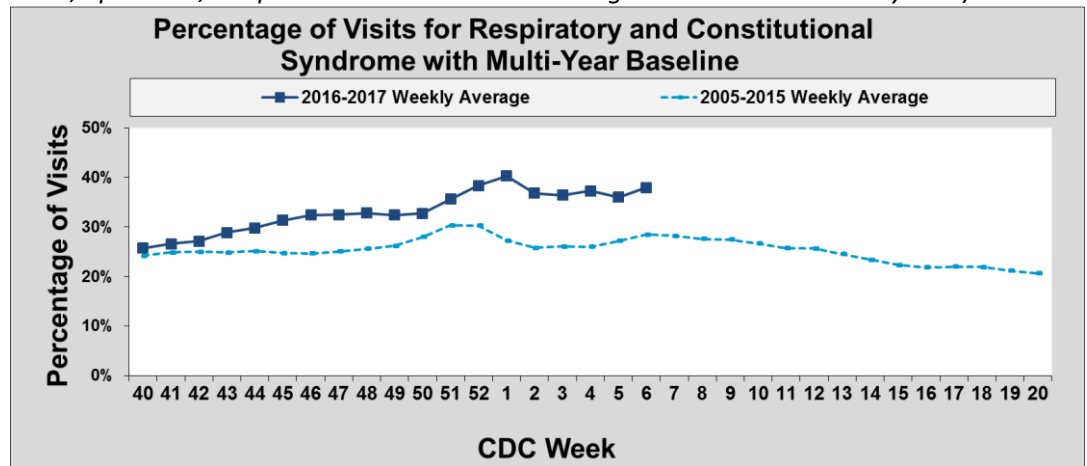
* Multiyear averages included in this weekly report do not include the 2009/2010 H1N1 season.

➤ If you have any questions please contact Julia Wagner at 330.493.9914 or Wagnerj@starkhealth.org

Graph 4: Emergency Department Visits for Respiratory and Constitutional Syndromes.

(Source: Health Monitoring Systems, EpiCenter, Hospital and Stat Care Patient Registration Surveillance System)

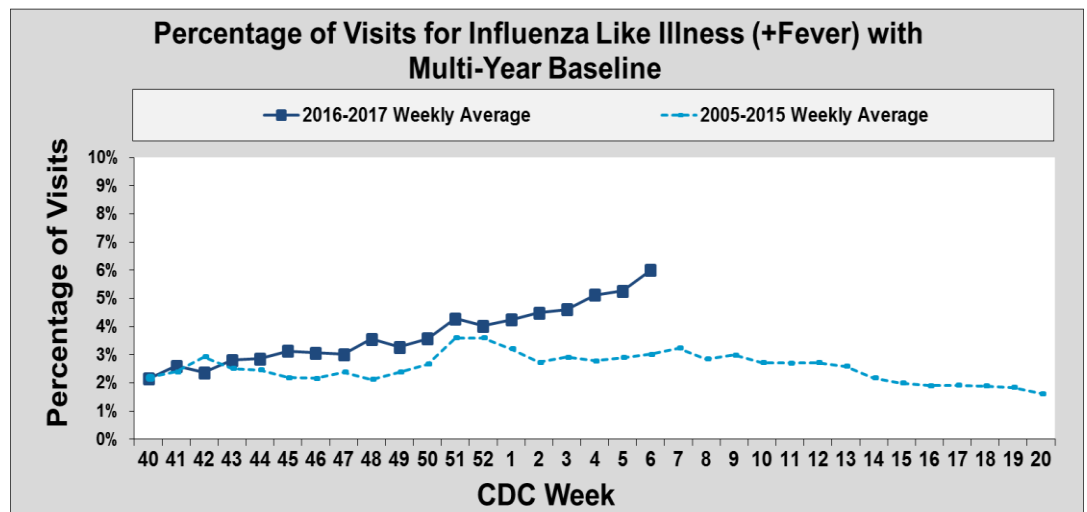
- ◆ ED and Stat Care visits for respiratory and constitutional syndrome increased to almost 38% of visits, and remained above the multi-year baseline average during week 6.



Graph 5: Emergency Department (ED) Visits for Influenza Like Illness (+Fever).

(Source: Health Monitoring Systems, EpiCenter, Hospital and Stat Care Patient Registration Surveillance System)

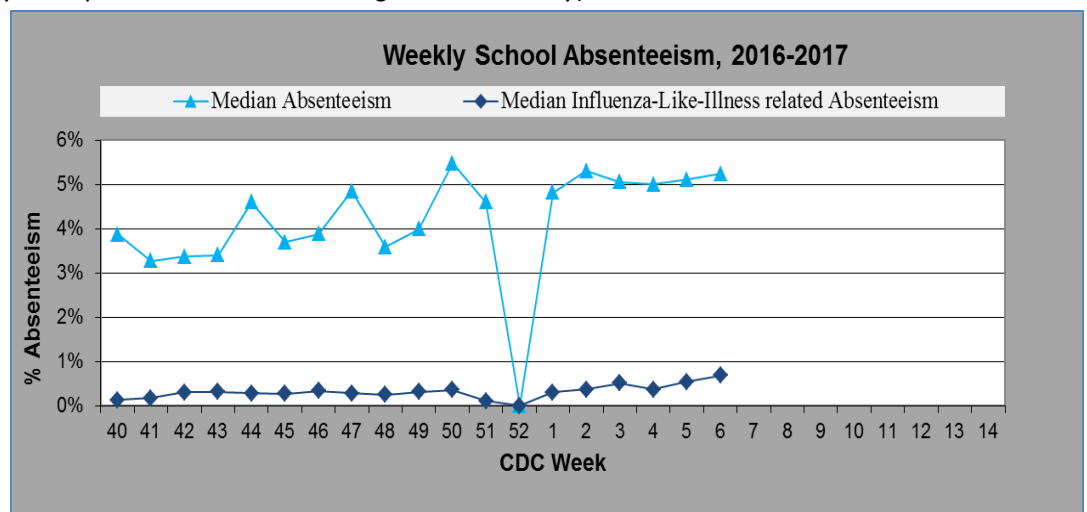
- ◆ ED and Stat Care visits for ILI + Fever for MMWR week 6 increased to 6% of visits, and remained above the multi-year average.



Graph 6: Stark County School Absenteeism.

(Source: Voluntary reporting by multiple school districts throughout the county)

- ◆ During week 6 schools there were 59 reports submitted. The median absenteeism rate and the median absenteeism specifically for ILI both increased slightly during this week. However, absenteeism specifically for ILI continued to remain below 1% of all absenteeism.



* All data presented in this weekly report are preliminary and may change as additional information is received.

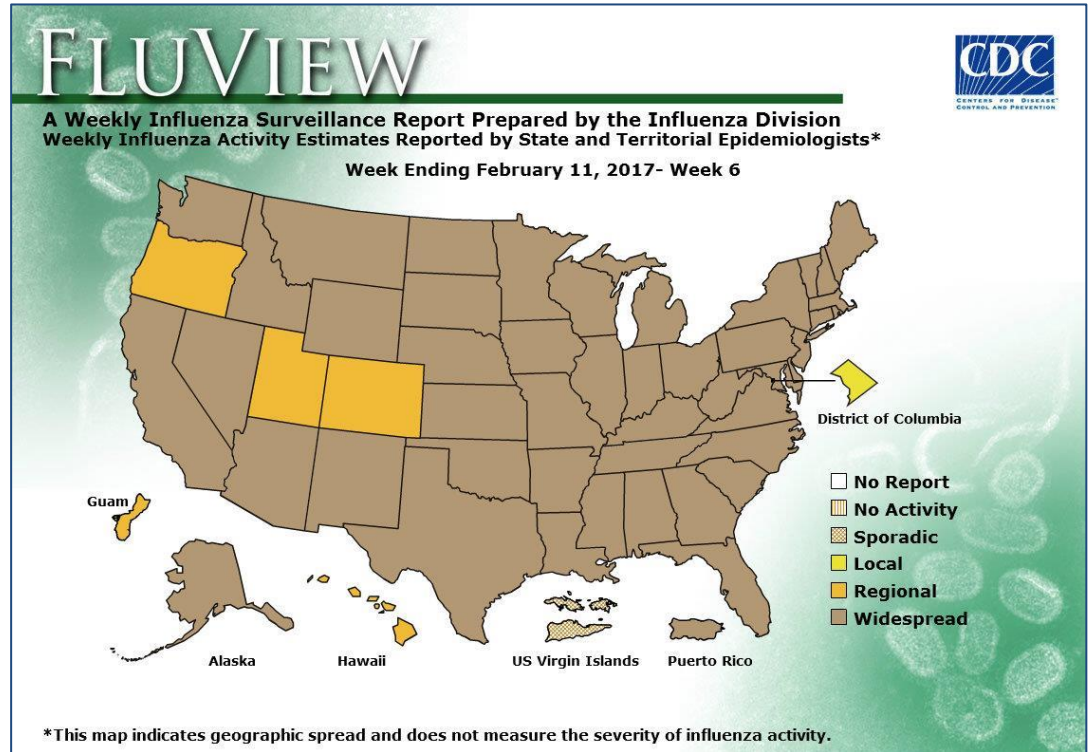
* Multiyear averages included in this weekly report do not include the 2009/2010 H1N1 season.

➤ If you have any questions please contact Julia Wagner at 330.493.9914 or Wagnerj@starkhealth.org

Map: Weekly Geographic Influenza Activity Estimates Reported by State and Territorial Epidemiologists Syndromes.

(Source: Health Monitoring Systems, EpiCenter, hospital and stat care patient registration surveillance system)

- ◆ During week 6, Ohio remained at widespread influenza activity. There were 45 other states also reporting widespread influenza.



Alliance City Health
Department
cityofalliance.com/health



Promoting and Protecting Health Since 1849
Canton City Health
Department
cantonhealth.org



Massillon City Health
Department
massillonohio.com/health



Stark County Health
Department
starkhealth.org

* All data presented in this weekly report are preliminary and may change as additional information is received.

* Multiyear averages included in this weekly report do not include the 2009/2010 H1N1 season.

➤ If you have any questions please contact Julia Wagner at 330.493.9914 or Wagnerj@starkhealth.org